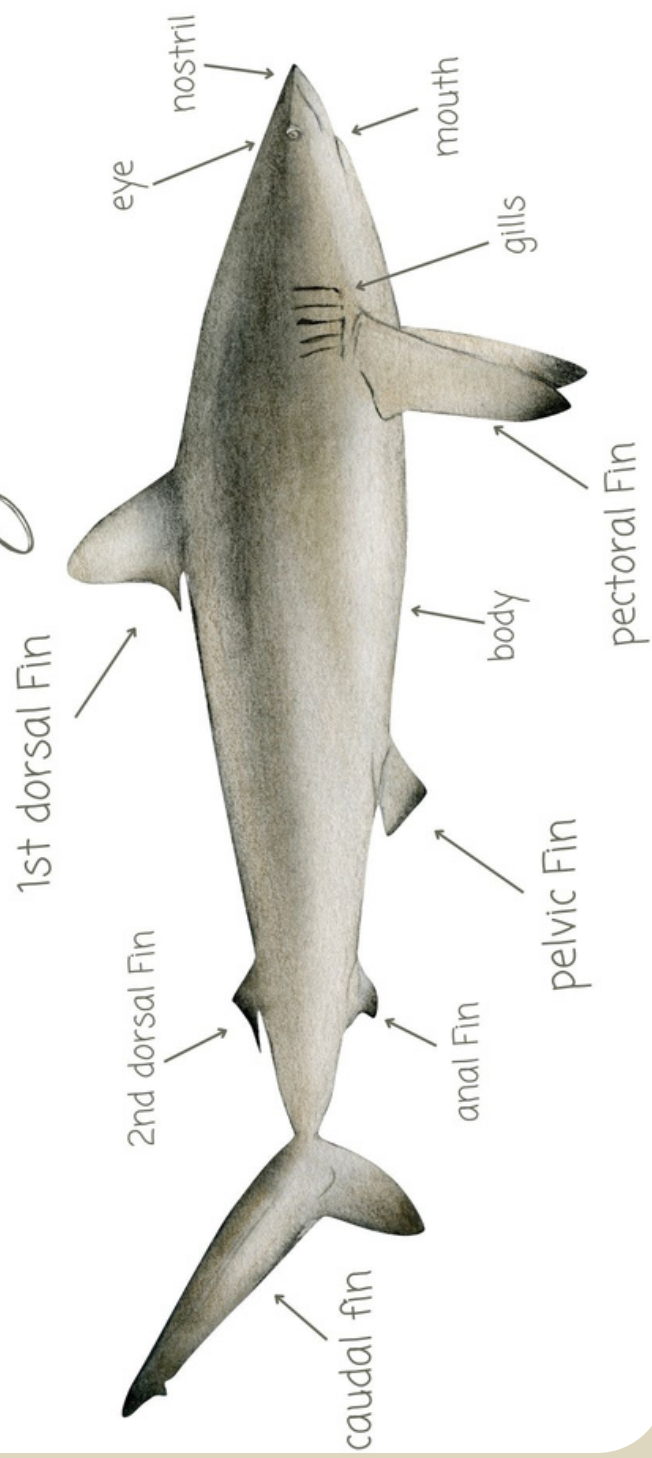



Anatomy of A Shark



✂️----- cut out flash cards



Shark

C

S

W

H



Ss



Shark


Facts about Sharks



Female sharks are usually larger than male sharks.


- Sharks don't need to reach the surface to breathe like some marine mammals. Like any other fish, they rely upon their gills to allow them to breathe while underwater. Instead of surfacing to breathe, they use their gills to get oxygen from the water.
- There is over 500 different species of sharks
- When a shark loses a tooth another one replaces it -sharks can grow a whopping 30,000 teeth in their lifetime
- Sharks have very good eye sight
- When flipped on their back sharks go into a trance like state-this is called tonic immobility, they also have a 6th sense and can feel when other sea creatures are nearby
- Sharks are cold blooded, they lay eggs and have no bones- instead are made up of hard cartilage. They are under the fish group family
- The great white shark is known as the deadliest species of the shark family. The great white shark is the only shark that is warm-blooded.

Shark describing words



| | | |
|--------------|----------|-------------|
| predator | fast | powerful |
| cold-blooded | fish | sixth sense |
| carnivore | fin | cartilage |
| sharp teeth | frighten | ocean |

What is A Shark






Sharks are in the fish family and are in the fish class- Chondrichthyes because they have skeletons made of cartilage rather than bone, making them lighter and more buoyant in water. Over millions of years, they have developed extraordinary senses to help navigate and detect prey. They have a mouth full of teeth that continually replace themselves if they lose one.

Sharks come in all shapes and sizes and can be found in both salt water oceans and fresh water sources. 182 species of sharks are found in Australian waters.



All known species of sharks are either carnivorous, meaning they mostly eat larger marine animals such as fish, seals, and turtles or are planktivorous, meaning they feed primarily on tiny species of plankton. Many species of sharks are also apex predators, meaning they have no real competition for food and are at the top of their food chain.



The Shark's jaw



Sharks have a very unique jaw structure, which makes their mouths especially effective weapons. In most animals, the lower jaw moves freely but the upper jaw is firmly attached to the skull. In sharks, the upper jaw rests below the skull, but can be detached when the shark attacks its prey. Their teeth have very sharp points that will cut into meat. In some sharks, such as the great white, these teeth are arranged in several rows. Sharks lose their teeth all the time, and one from the row behind moves forward to replace it, so they are always geared with a full army of them to attack. They can lose their front row of teeth every couple of weeks to a month.

Therefore, a shark will have around 30,000 teeth in its lifetime.







A Shark's Characteristics

There are seven anatomic characteristics of sharks:

1. Cartilage Skeleton.
2. Skin covered with dermal denticles.
3. Powerful Jaws.
4. Efficient Liver.
5. Anatomic Tail.
6. Dynamic Fins.
7. Highly Developed Senses.




Their highly developed senses are the most important anatomic structures of sharks.

These SHARK SENSES are:


1. **Lateral Line**-the ability to detect changes in water pressure
2. **Ampullae of Lorenzini**- can detect small electric fields generated by living animals, even if they are hidden or semi-buried in the sand. its like a 6th sense
3. **A powerful sense of smell**.-detects the location of the source -left from right,can smell fear and wounded prey
4. **Good Eyesight**.-can see in dark waters
5. **Great Hearing**.-can hear small sounds from kilometres away



cut out large shark props ✂-----




Tiger




Shark

Great White




Shark

Hammer Head




Shark

Basking




Shark

Whale




Shark

Blue




Shark

Mako



Shark

Lemon



Shark


Can you draw a
Shark?




tell me 3 words on how you
would describe a Shark



write each answer in the boxes below




tell me in a few words how you will feel if you ever
encounter a shark out in the ocean.



PRE-WRITING SKILLS

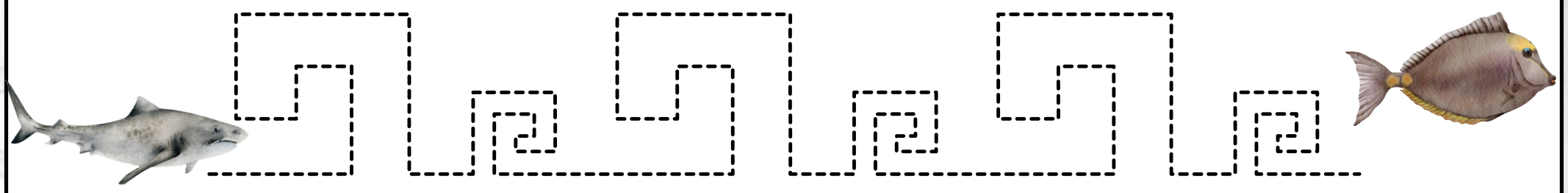
Carefully trace over the lines to help the shark reach his food:




A shark is on the left and three small blue fish are on the right. A dashed line with large, rounded humps connects them, intended for tracing.



A shark is on the left and a larger striped fish is on the right. A dashed line with smaller, more frequent humps connects them, intended for tracing.



A shark is on the left and a brown fish is on the right. A dashed line with a square, zig-zag pattern connects them, intended for tracing.



Tiger Shark

1

2

3

4

5

6


7

8

9

10





Hammerhead Shark

1

2

3

4

5

6


7

8

9

10





Great White Shark

1

2

3

4

5

6


7

8

9

10





Mako Shark

1

2

3

4

5

6

7

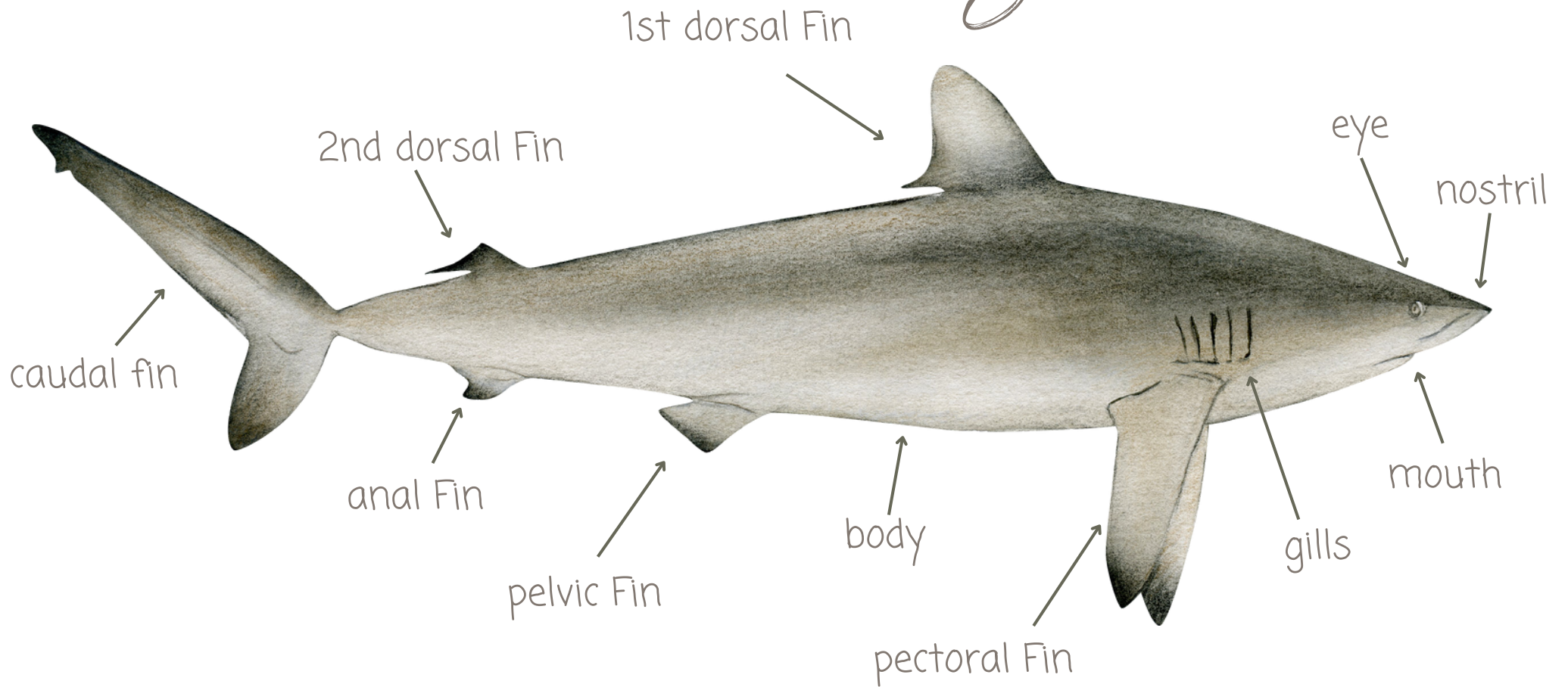
8

9


10



Anatomy of A Shark



Anatomy of A Shark



2nd dorsal Fin

mouth

pectoral Fin

body

pelvic Fin

caudal fin

1st dorsal Fin

nostril

gills






eye

anal Fin


Name _____

Smallest to Biggest Sequencing

Cut the pictures and order them from smallest to biggest.





1




One

2




Two



5

8


4



3

5


4



8

6


7



3

4


2



6

7

8




2

3


6

3



Three

4




Four

5




Five

6




Six

7





Seven

8



Eight





Name _____

Draw and colour the missing half of the image

