



How to Print our **9 DIFFERENT INSECT MEMORY MATCH CARDS**

Its simple but requires some cutting out :)

Add your A4 size paper to your printer (thick card stock works great for flashcards) next on your printer options you **MUST** choose print both sides (**flip on SHORT edge**) and the **landscape** option this way when your printer is printing out our cards they will come double sided :) after they are printed out, comes the cutting, simple cut out around the lines to form your flash cards. sorry for this part, this takes around 5-10 minutes when finished flip over and get your little one to flip over and try to match 2 of the SAME insects pairs, using memory skills to remember where each insect last was.

HOPE YOU ENJOY OUR MINI INSECT UNIT



Barefootchild.co




&




@embracethewildling



Barefootchild.info



Ant


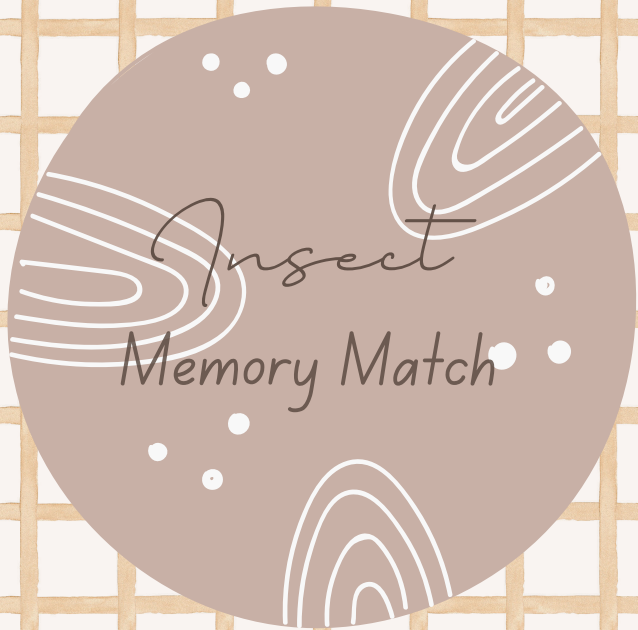



Moth




Grasshopper

note: This is the back side to memory match cards





Ant





Moth




Grasshopper

note: This is the back side to memory match cards





Snail



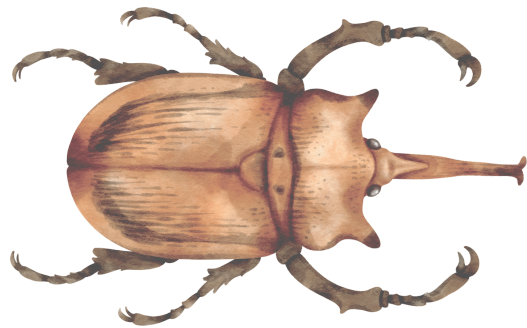
Lady Bug



Caterpillar



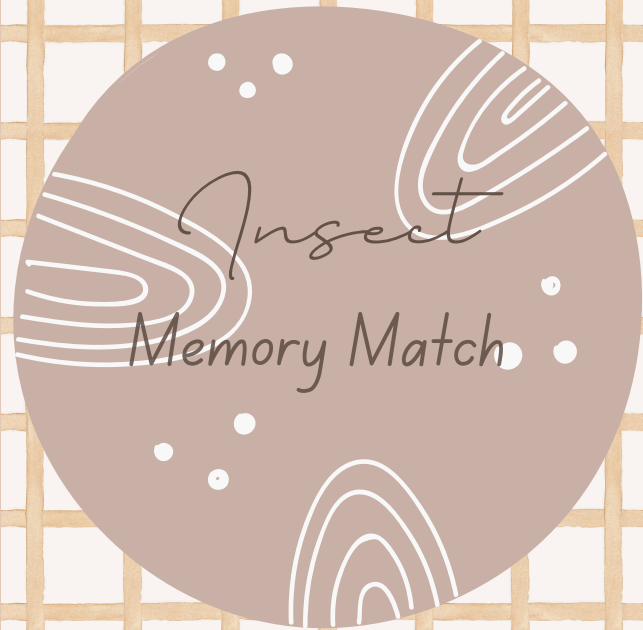


Butterfly



Beetle




Bee





Snail



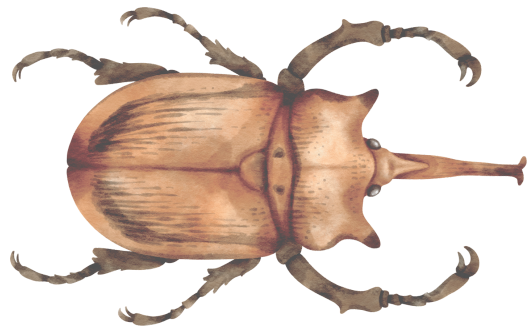
Lady Bug



Caterpillar



Butterfly



Beetle



Bee

