

PROGRESS REPORT

2023

for Huey - Hayes Crane



MY IMPRESSIONS ON THIS YEAR OF HOME-SCHOOLING

We made a big move last December in buying a house on a tiny island (Norfolk Island) out in the middle of the ocean, so naturally I wondered and worried how Huey and his siblings would adjust to home-schooling this year and I couldn't be happier or more proud of him.

This by far has been the BEST home-schooling year we have had, not only for Huey but together as a family (we have been active home-schoolers since 2020) This year Huey has been immersed in so much culture, history, festivals, hands on opportunities and sustainable living practises, he has also made friends I am so happy for him to have grown more confident this year as the previous year before moving to Norfolk Island we spent a year and a bit on the west coast of Tasmania, so there wasn't much opportunities for friends as it was a rural town and not so community friendly. Huey has had so many experiences this year and learnt a great deal from them. As we take a natural approach to Huey's education, his learning is based on following curiosities, learning from everyday opportunities, learning from real hands on experiences and learning from our community and this year has been packed filled with so much natural-child-led opportunities covering so many topics/subjects. Huey, from the moment he wakes up to the moment he goes to bed, he is non stop. He loves hands on experience and is always ready to have a go and try new things. He is ALWAYS tinkering, building and crafting things out of whatever he can find, Huey is an innovator, he loves to find out how things work and loves pulling things apart to find its source. If he finds something that's broken he tries to fix it and put it back together, with his tools, In the last few months he has tried putting together a broken bike that's chain was off and ended up literally taking the whole bike apart, bolt by bolt, and putting it back together. (well almost back together) - he takes photos on his phone of how each part looks before he pulls it apart, so he can put it back together the same. (his dad taught him to do that) a cabinet that's door needed to be put back on, he put it back on using new hinges and replaced the handles all by himself, this cupboard is now in his room. we also had 2 scrap cars delivered so we could use parts to fix up our current truck, we told Huey that one of the scrap trucks was his if he wanted it, but it didn't work, so Huey was so excited spent the day pulling old seats out of the car, cleaning it out, putting the seats back in the car, putting on the side door handle covers, putting in the handbrake, putting on the bumper, pulling out the headlights. He did all this himself with his tools, he just figured it out, looked out how the other car was put together and then he replicated it. I was so amazed with his ability for engineering. Of course the car didn't work as it needed a new motor but that didn't stop Huey, from learning mechanics,

and so many other wonderful things he has been up to. Huey loves observing and discussing everything with his father, just last night they were working on pulling apart and rewiring a plastic motorised toddler car they got from the local tip, huey helped check the wires were working by using the multimeter tool reading back the volts to his father. They were able to successfully fix it and Huey loved driving it around. Huey always thinks outside the box and loves having open discussions about the world and things he finds interesting. Huey is always exploring and observing his surroundings and eager to MAKE, CREATE and BUILD using his thinking and logic skill. He is always recreating things he finds interesting on youtube, like his plastic bottle fish trap he made and caught some guppies from our creek, we set them up in our water plants on our nature shelf for a couple of days to observe them before realising them, he has been busy building with wood, craft materials and playdough he made all by himself from flour, he is always using his tape measurer and “ marking” out his work, he has created a big wooden car with his brother, shelf, plant box, cardboard reloadable guns, upgraded his mini can cooking ovens, many many artworks and so much more. Huey also loves helping in our garden with planting seeds, chopping down trees with his axe, weeding, watering, harvesting and digging . Huey and his siblings are growing their own produce, in which huey is always discussing the changes he has noticed and taking photos, he is growing watermelon, pumpkin, tomato and his lettuce is just been planted. He is always tending to these and looking after them. as we take a natural approach to his education. we have a lot of “open conversations” which lead into mini on the spot lessons, and science is always discussed as its my favourite subject ,(we are learning to live more sustainable) We have discussed everything from pollination to photosynthesis this way. I am also planning on creating a plant observation nature study worksheet for Huey and his siblings in the next few weeks for them to write their plant observations down, now that it is warmer and their crops are starting to sprout. Huey is slowly but finally getting their with wanting to progress his writing skills. As we take a holistic approach to Hueys education my belief was to allow him to learn to write when he felt like he was ready just like I did for his older brother and sister who both can now fluently read and write good and in the last 3 months Huey has really been getting BACK on board with wanting to progress his written vocabulary more. (he started to loose interest and forgot a lot of things he previously learnt) He continues to use roblox as a “ writing” source and is learning to type more things to his friends online, we have been using a lot of flashcards and ”game like” cards that I create for him as i find he really enjoys this hands on approach, we have been practising for short bursts daily (about 10-20 mins) as he loses interest quickly, I have been helping him fill in some worksheets here and there when he wants to and we are frequently practising “mental spelling”- i get him to spell out words we have been practising usually if we are at the beach or when the time seems right .He has been doing some copy-work the last month and is finding it much easier to write letters he is now able to distinguish most alphabet letters with their sounding out words, which I am finding is helping him a lot more with writing words out himself. I have just joined him up to the app “ reading eggs” and have got a monthly membership as i find he enjoys learning from games, this is fairly new (not even 2 weeks in) but he is already playing it daily, i will continue to track his progress with this app and he is encouraged to use this frequently. Huey is always encouraged to come to me or his father if he needs help with reading or writing and he continues to do so. He will say things into siri for her to type them into google searches but recently he has been typing a lot in himself, he will frequently ask me how to spell a certain word he is unsure of and I help him sound out each letter to type in.

Huey also will go to his brother and sister for help if he needs and they tell him how to spell that word. We will continue to advance his English writing skills for this upcoming year as Huey is finally ready and wanting to (just like in Waldorf education i believe that learning to read and write will unfold naturally in its own time) Huey also this year has had his own pumpkin stalls twice so far with his sister and brother in which he weighed each pumpkin with his siblings, to work out each price (\$4/kg) cut them into pieces , wrapped in glad wrap , priced each one, made little signs and setup their stall, they had so many of the local customers coming around to buy from them, it was so great to watch him using his customer service skills, money handling and working out the correct change using mental maths. He and his brother even took the last few pumpkins in their wheel borrow up to the main road with a sign, the locals loved it and they sold them all. He made \$183 the first stall from pumpkins and a few of my buissness stuff and last month around \$80. Huey even got to keep some of the profits, he brought some pokemon cards, Huey and his brother have been collecting them this year to find the "rare" cards. Huey and Julian often discuss their cards and lookup each value. Huey isnt as interested in pokemon cards anymore so we have put some of his up on ebay for sale (huey took the photos of his cards and we both worked on the marketing material for his ebay listings,) he told me what each card was and their type/rarity/element etc for me to write it down, as i had no clue.- he is yet to sell any but it has only been a month. Huey has also recently taken more of a liking to playing more online gaming as his friends on the island now play, including alot more of roblox playing, where he is designing roblox house builds using geometry, shapes, scales, dimensions and length, to answering maths questions in certain roblox games, as well as earning robux online to buy and spend on inventory - (using his addition, budgeting and subtraction skills) . He uses maths and math strategies like Area, Volume, fractions and sums in the game minecraft also he has lately been playing clash royal, he has been versing his father and learning how to critically and strategically think, and learn to analyse patterns, problem solve and learn In-Game Decision-Making Parallels .

Huey has also "done some work experience" for our neighbour and grandma this year, in which he received a allowance - he and his brother helped our neighbour move tools and building materials from one room to another, and some yard work a few times now earning \$10 each time (this usually only takes them half hour ,) He also helped dig out some potato's - we all did this as a family for our neighbour, we discussed and observed how potato's grew as well as their other crops on their farm and livestock, huey really enjoyed this and he even propagated some of our potato's that were sprouting in our cupboard when he got home (pulled of the sprouts and put it in water over the next couple of weeks it grew roots)

, Huey then planted them, they have yet to become ready to harvest. Huey continues to show me how well his natural learning journey works for him and how much he continues to advance in his personal and educational growth each year. This year Huey has also attended every Norfolk island school holiday program they have here on the island each holidays, in which he attends with his siblings and friends and they get to experience and learn so much fun stuff. Some things he did this year at the program include attend a lego workshop day where a lego builder from the show lego masters flew over and showed them how to build,they had a lego comp, Huey also got to attend a circus workshop day , in which a clown showed them some circus tricks like juggling,plate spinning and unicycle riding, the clown also put on a show for the kids.Huey attended a cooking lesson in which he learnt to cook some traditional island food, mudda and phili . He really loved this and we have recreated it a few times since then with the instructions he brought home.

He also attended the fire station and police station tour, national park and botanic garden tour in which he learnt about the native flora and fauna. He also attended a farm tour and held baby chickens and fed goats and other animals.They also enjoyed a big scavenger hunt day down at the historic sights and so so much more .Huey will continue to attend these holiday programs every school holidays as he really enjoys them and is always doing something fun and new.

Huey has also attended many local festivals this year , like just last month was the spring fair- There were local craft and food market stalls, big waterslides and live music . This year he has also attended Bounty Day - where we got to watch a re-enactment of the landing of the first settlers and their traditional celebrations (all the locals dressed in their traditional settlers clothes and paraded around town, also we had a picnic highlighting traditional food and other activities as celebration. Huey attended the Garden Week & Royal Agriculture and Horticultural Show a few weeks ago , in which he got to see and learn about all the local and native produce, island arts and crafts, animal husbandry, live music, island dancers and so much more. He has also attended the Ni connect fair, in which he got facing painting,gift bags, “ fake special effect makeup/painting done, and seen/learned island craft stalls and first islander family history.Huey also just attended the Halloween fete. There is so much happening on our island community throughout the year, there is always something on or something that pops up which are full of great natural learning opportunities for Huey, to grow,learn and be apart of.

Huey lives a very full ,rich life, and will always continue to do so,we are always outdoors exploring, adventuring and learning something new together .Huey is full of so many amazing questions ,which lead to on the spot learning opportunities I like to call this wild-schooling, today we were discussing how different parts of the world have opposite seasons because the sun is currently closer to that side, which further lead into discussions about how earth spins around the sun and takes a full year to make it around and so on, this was all from a natural in the moment opportunity from a cruise ship of Americans who came to the island today who were dress in cold clothes.We have discussed everything from pollination, photosynthesis, planets to war in Ukarine, aboriginals and Australian states and so much more by using our open conversations and natural on the spot learning opportunities. This year has been filled with such great personal growth for Huey in making connections with other children and also the amazing things he has accomplished with his very determined self direct learning Huey will continue to follow and learn from his curiosities as these continue to provide him with so much new knowledge crossing over many subjects, his curiosities are always changing and so to is his knowledge and understanding of the world around him.

MY FOUNDATION FOR JULIANS NATURAL LEARNING APPROACH TO EDUCATION IS BASED ON PURSUING PASSIONS, SATISFYING ONE'S NATURAL CURIOSITY, AND LEARNING THROUGH LIFE , AND THIS YEAR HE CONTINUES TO PROVE TO ME THAT THIS IS THE BEST POSSIBLE APPROACH FOR HIS EDUCATION.

Huey is surrounded by a rich learning environment filled with lots of great hands on learning opportunities that engage all his 5 senses. To learn by following his interests and from daily life has and will continue to provide Huey with a full education To be able to have in the moment learning opportunities side by side alongside his family ,to be allowed to follow his passions, learn about real worldly things out here in the real world and not behind a desk, to have unconditional encouragement and support and to always have the resources he requires and answers he seeks available. To me this seems like the best kind of learning environment to create a lifelong learner. To create a motivated thinker and to create a young adult , ready to adapt to adulthood and the changing future.



huey swims,snorkels and surfs every week in the hotter months



2023

Huey everyday is always using hands on STEM he love to build and tinker and is always finding something he can try fix,or create,using his engineering skills



propagating his own potatoes to grow



huey enjoys helping in the garden daily, and picking his own produce



huey found a old cabinet with the door off and no handles at the tip, he brought it home and "fixed it" with new handles and hinges all by himself

spring fair - 16-9-23



ni connect



royal agriculture show 9-10



lego master workshop - 5 July 23




bounty day 8 -8-23

traditional cooking workshop 13 July



exploring heritage sites/attractions on norfolk different times throughout year



huey and his brother built a wooden car with wheels



botanic gardens , museum - 7 april 23 plus a few more times since then





PROGRESS REPORT

2023

For Huey Hayes

DID YOU ACHIEVE THE GOALS OUTLINED IN YOUR PROGRAM?

As we take a natural learning approach to Hueys education our main goal was to continue to allow him to follow his passions and interests ,as these have so far provided him with a huge variety of experiences and knowledge covering english,maths,science,history,tech and so forth, to continue to allow him to learn at his own pace and for me to continue to support his needs and provide him with the resources he requires and help him with his questions and anything else he seeks, so yes our goals for that were achieved. Another goal we had was for Huey was to grow and sell his own produce in his own stall, which he did get to do, we will continue to do this as our crops continue to grow,as Huey and his siblings loved this, we have recently been planting and growing seeds in trays of various fruit and veggies currently he has (watermelon,tomato,pumpkin) so Huey will get to sell these when they are ready. Another goal we has was for him to join outrigging or archery classes on the island this year (or something he could make friends at) - unfortunately the outrigging was only a summer class so it will be something we will be looking into this summer we were able to join him and his sibilings up for the school holiday programs which are on for 2 weeks every holidays,Huey attend almost every session and he will continue to go to these each holidays as he really enjoyed them, Huey has meet so many friends on the island now. Huey has stopped and started the app reading eggs throughout the year, and i am happy to announce he has taken a strong liking back into this app in the last couple of weeks ,and is willing to expand his english writing and letter skills

DID YOU MAKE ANY CHANGES TO YOUR PROGRAM?

No , we didn't need to, as our program was based around Huey learning from his curiosities and interests, from our daily life , community events and in the moment learning opportunities. His learning program was tailored to be adaptable as he grew and curiosities changed and his program was able to be flexible and suit Hueys own self determined interest based -child-led learning. Which he continues to prove , is the best style to suit his individual learning needs.

WHAT WERE THE HIGHLIGHTS OR LOWLIGHTS?

Highlights this year

Huey making so many friends , adapting and thriving to a slow pace island life ,being able to be more independent with riding around with friends , going into shops and really advancing his art works (he is really good at following how to videos and his artwork reflect that) Oh and finding out they had a free school holiday program every holidays, that Huey and his siblings can join with the other (school kids) is great ,they really love it and Huey has so much fun, this is the first year they have done anything like it.


lowlights this year


Huey loosing interest in wanting to expand his written vocabulary for a few months this year and forgot a lot of what he had previously learn. But im happy to say he is back on track and is really wanting to learn . He is having short bursts of mini lessons each day, we are using hands on methods, from writing with chalk, writing in the sand, using flashcards and worksheets he chooses and english games(like mental spelling and eye spy) and restarting his reading eggs membership.



WHAT AREA DID YOUR CHILD ACHIEVE THE MOST SUCCESS?

Art - this year hueys art and eye for detail has just sky rocketed, Huey watches alot of how to youtube videos and follows the directions EXACT. Last year his drawings were like a circle with arms and legs now he is drawing cartoonish characters including mario characters to famous soccer players Huey has been experimenting with paints,crayons,chalk , creating his own playdoughs,crafting from recycled materials and so much more.





WHAT APPROACHES DID YOU USE TO SUPPORT YOUR CHILD IN COMPLETING THESE SAMPLES?

English samples


As we take a natural learning approach for Huey, the way I help him with these samples is by seeing every opportunity, when he starts to show interest for “english” I jump on that opportunity. I always provide brief mini on the spot lessons if we are out and have been focusing on a new sight or phonic word, reflecting on certain english terms with open conversations and find ways to create stimulating ideas to help him advance his reading and writing eg, bring his book to write in down the beach, using chalk and sand to write, using provocations or helping him with a worksheet I have on hand ..For huey’s english we take a more hands on game like approach, I find he loses interest very quickly if he is sitting for too long and the work he is doing is boring and doesn’t spark his curiosity. So our approach is hands on, flashcard and activity style, with the exception of a worksheet here and there (that I often help him with copy work or sit and spell next to him- which I find he picks up quite fast)

For his english sample 1, I have attached Huey’s phonic words he created using flashcards that I created for him, he was able to find each letter and spell out the word from his pig the pig worksheet - we did this for approx 20 minutes in this sample, he really enjoyed it. We have been practising and advancing new phonics and sight words each week, he writes down the new sight words on a new worksheet I create (copywork) and then uses his flashcards to spell out the sentences or the word. I have also attached a couple of our other “hands on game like approaches we have been doing for new sight words” - we will continue advancing his cvc words

for english sample 2

I have added one of his letters and draft and final copy that he has created this year, (last months letter), that he sends in the mail to his nanna , Huey has sent 4 letters this year that he writes out himself , we discuss spelling mistakes (huey writes out a draft letter he wants to send to nanna, i go over it with him and we discuss any mistakes, he then creates a final letter that we send to her in the mail along with some artworks and pictures he creates

- we have just subscribed to the app reading eggs 2 weeks ago, this is something Huey finds very fun . We will continue with these lessons throughout the remainder of this year and next year. Huey is eager to expand his english skills now that his friends are on roblox and discord he wants to be able to type alot more to them without the help of siri , he has said. Also Huey has started doing 8 days ago some CVV and phonic reading lessons youtube videos from teaching kit and been enjoying some read along book videos via youtube channel vook, we will continue with these fun online videos to further his english skills as huey seems to enjoy them .



WHAT APPROACHES DID YOU USE TO SUPPORT YOUR CHILD IN COMPLETING THESE SAMPLES?

Maths samples

As we take a natural learning approach for Huey His maths is based on “hands on” opportunities, everyday life and from the things he is passionate about ,I support his learning by offering my help and support whenever he requires it, by speaking clearly with him and helping him understand concepts better if he seems to be having a hard time figuring them out.Huey learns best by on the spot, open conversations, then and there. Huey is really good at maths,he is always the first one to answer questions- our main approach to maths is “mental maths” ,“online gaming maths ” aswell as maths he learns from hands on opportunities, cooking,shopping and helping dad build.Over the last 3 years his maths skills have constantly been advancing and he is forever learning new maths concepts, from simple math sums, angles,from designing roblox house builds using geometry, shapes and length,to answering maths questions in certain roblox games,aswell as earning robux online to buy and spend on inventory - (using his addition and subtraction skills) .Huey LOVES doing mental math challenges and we are doing these each day,he loves challenging his siblings and trying to “be the first one to answer correctly” - he will often sit with me while i go over a new maths concept with him and explain- then we will do some examples and he picks it up so quickly, its amazing. He has also been using maths in everyday life from helping with cooking, weighing, pricing and selling produce and helping dad with building learning measurements, lengths in cm,mm and m, and from his fitness tracking,and our mental maths mini on the spot lessons we do.

In math sample 1 ,

I have included his pumpkin road stall market , in which huey and his siblings harvest, weighed ,cut, wrapped in glad wrap, priced each pumpkin by weight \$4kg each , he rounded to the nearest dollar and we all worked out together how much to sell based on weight in their notebooks, they then setup their own road side stall at the front of our house. He did this on 2 occasions already, he showed great communication skills, customer service skills, money handling and change sorting skills.he used on the spot thinking and mental maths. Huey was able to learn how to round to the nearest dollar from this project and our open discussions,which he applies now in real life whenever we go to the shops and he reads tags . Huey and his siblings made around \$250 from selling pumpkin and a few of our buissness hats this year plus customers given them tips, huey really enjoys hands on maths and earning his own money,we will continue next year finding opportunities for him to make his own money with more produce stalls,and selling things he creates , like fridge coral magnets. -

In maths sample 2 I have included a worksheet i created for him, this worksheet was created to help huey identify maths symbols and equations, he is really good at mental maths, I also have included his worksheet of measurments in nature, huey found objects from nature and we measured them in both mm and cm-huey wrote them down



WHAT APPROACHES DID YOU USE TO SUPPORT YOUR CHILD IN COMPLETING THESE SAMPLES?

science

As we take a natural learning approach for Huey. His science is based on him pursuing his interests, from open conversations, hands on in the moment learning and daily life and community outings. I help support him where possible by answering his questions clearly and finding resources to further his understanding and allow him to have more hands on opportunities. We are always learning life science and use every opportunity from the things we see for mini on the spot learning opportunities. I like to call this wildschooling. Our main focus for science is **life science** and this year huey has been immersed in it and learning a lot of new concepts we frequently learn and discuss biology and earth science.

In his science sample 1 I have included some of his projects he has been doing this year, our caterpillar habitat, which we furthered this with reflecting on the life cycle of a butterfly using our resin specimen, our book moth vs butterfly and some flashcards I printed. We had open discussions and huey completed the lifecycle worksheet

for his science sample 2

I have included some of his nature observations from his nature journal - as well as his weather report, huey recorded the weather for a week at the start of this month NOV for Norfolk Island, he also wrote the degrees for the day and what time high tide was at (as he surfs on high tide)

WHAT PROGRESS DID YOU OBSERVE BETWEEN EACH SAMPLES?

English

I noticed in **sample 1** that Huey is really starting to remember letter phonics, he is able to remember and write over 20 words himself now, and this is a huge leap then 2 months ago. Each week he is learning new words and is quickly progressing. He still gets confused with letters that look a lot alike like d=p, m=w. Huey is finally enjoying and wanting to progress his English writing and reading (he has reading skills, it's just writing them out we are focusing on). In this sample I observed Huey remembering

In **sample 2** I observed Huey writing out his draft letter to his nanna, I seen him sounding out each letter and asking for help of me when he required it. We had open conversations and I was able to help him pick up on his own mistakes with a few hints, I then wrote the correct spelling. In his final copy I can see how he took my help and applied to to his final copy.

Maths

Maths sample 1- I observed Huey having real hands on maths learning experiences, I seen how well his money handling skills were and how he was able to work out mentally the correct amount of change to give back to his customers. We discussed a lot about kg and how to price the produce by weight that day, and I observed him learning to understand how to work out "rounding to the nearest dollar" - which he quickly picked up when we were completing our prices and weighing worksheet. - we had to discuss a few times about if something is \$4 for 1 kg we times it by how many kgs eg 4kg pumpkin is \$16- he was able to get it in the end of our lesson.

Maths sample 2 -

I observed Huey learning to understand written maths symbols, he has also been good with mental maths but when he sees math equations written, he becomes confused. I noticed after a few trial and error of my mental maths sheet I created him he began to understand written maths symbols. By the end of it he was remember what each symbol meant. I also observed Huey learning how to translate mm to cm, $10\text{mm} = 1\text{cm}$, he had a lot of fun finding things to measure, he even started measuring large items and working out mm to m $1000 = 1$ and cm to m $100 = 1$

WHAT PROGRESS DID YOU OBSERVE BETWEEN EACH SAMPLES?

Science

In sample 1 , I observed huey being very curious and eager to learn more about the life cycle of butterflies, he had many questions I answered. We discussed the lifecycle and transformation, we read together some fun facts about butterflies and distinguish the difference between a moth and a butterfly. Huey was able to fill in some worksheets and activities and further his learning of biology by creating and watching his very own caterpillars (he collected from his tomato plants) eat, spin themselves in a cocoon and we are still waiting for one to turn into butterfly (we had 2 but one transformed when we were out and we didn't get to see it)

In sample 2

Huey is progressing a lot in science and is learning how to read tide and weather reports, he now understands what degrees means (oc) and reflect on different season weathers. , He is observing his findings from nature and observations and writing them in his nature journal i created for him. I have observed him record and discuss his findings with me - in which we further discuss these "curiosities" with good open conversations ,like how he fed a cow, we discussed some fun cow facts like how a cows tongue is around 25cm long (we did a few google searches and discussed other findings too) and Like last week we were gardening and were observing the many bees on the flower, this then lead to further discussions about pollination and bees collecting pollen in their "pollen baskets" on their hind legs- which huey really enjoyed seeing which then furthered into discussing how bees make honey by transporting nectar in their honey stomach then passing it from one bees mouth to the next, turning it into a liquid honey like substance, finally they add these to tiny hexagons" honey comb and flap their wings drying it and churning it into honey. Huey found this so intriguing he brought out our life cycle of a bee resin specimen and we discussed these then and there, on the spot learning.

English sample 1

Name: HUEY

17-10
17

Read and Write

Read the story, then select and write the correct answer.


Story 6

Pip

Pip is a big pig.

Pip can run.

Pip sits in the mud.



1

Pip is a big big

big

pig

2

Pip can run

run

nap

3

Pip sits in the mud

mad

mud

this sample is dated 17-10 huey and i have been doing alot of lessons like this in last couple of months in which we do a quick worksheet with some new sightwords/CVV/phonics and then go straight into some hands on flashcard/game like spelling games. We always have open discussions and practise sounding out letters through the day (i will ask "mental english" questions- eg: whats the letter sound of f or how do you spell cat


















English sample 1

25-9

CVC WORDS

Sound out and spell each word:





 BAG	 BAT	 CAT
 CUP	 DOG	 SIP
 BUS	 SUN	 FAN
 PAN	 SIX	 TAP

Name it	Unscramble it	Write it
	g o l	log
	b x o	box
	c g o	cog
	d g o	dog


Name: Huey Date: 8-9

CVC Words - Short o

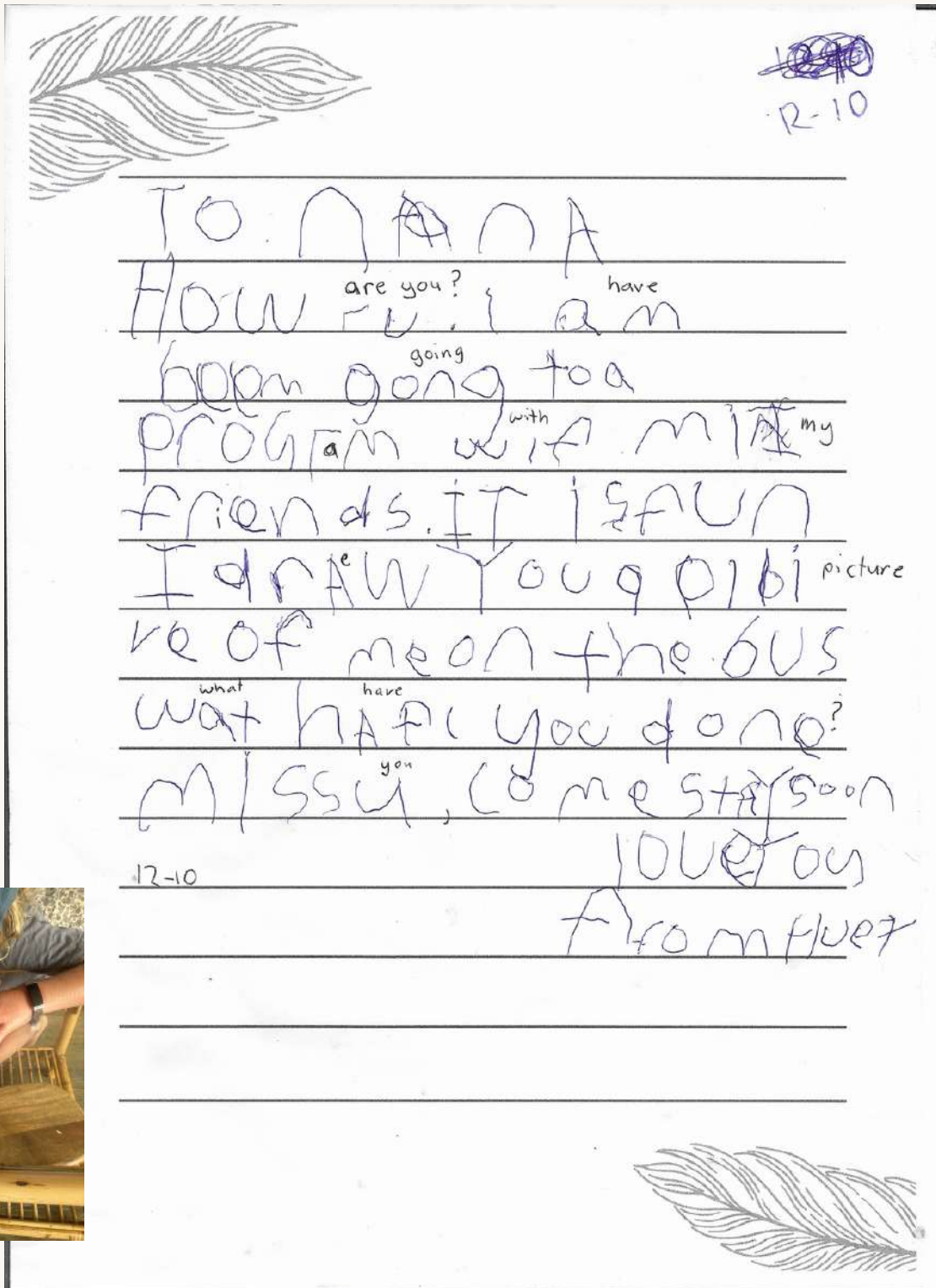
Name the pictures. Unscramble and write the words.

Name it	Unscramble it	Write it
	t p o	top
	t o p	pot
	o f x	fox
	d o p	pea

we use a lot of "open discussions and hands on opportunities when ever he becomes interested . I usually have worksheets on hand for whenever and wherever he wants to do a lesson, as we take a natural approach to Hueys education.

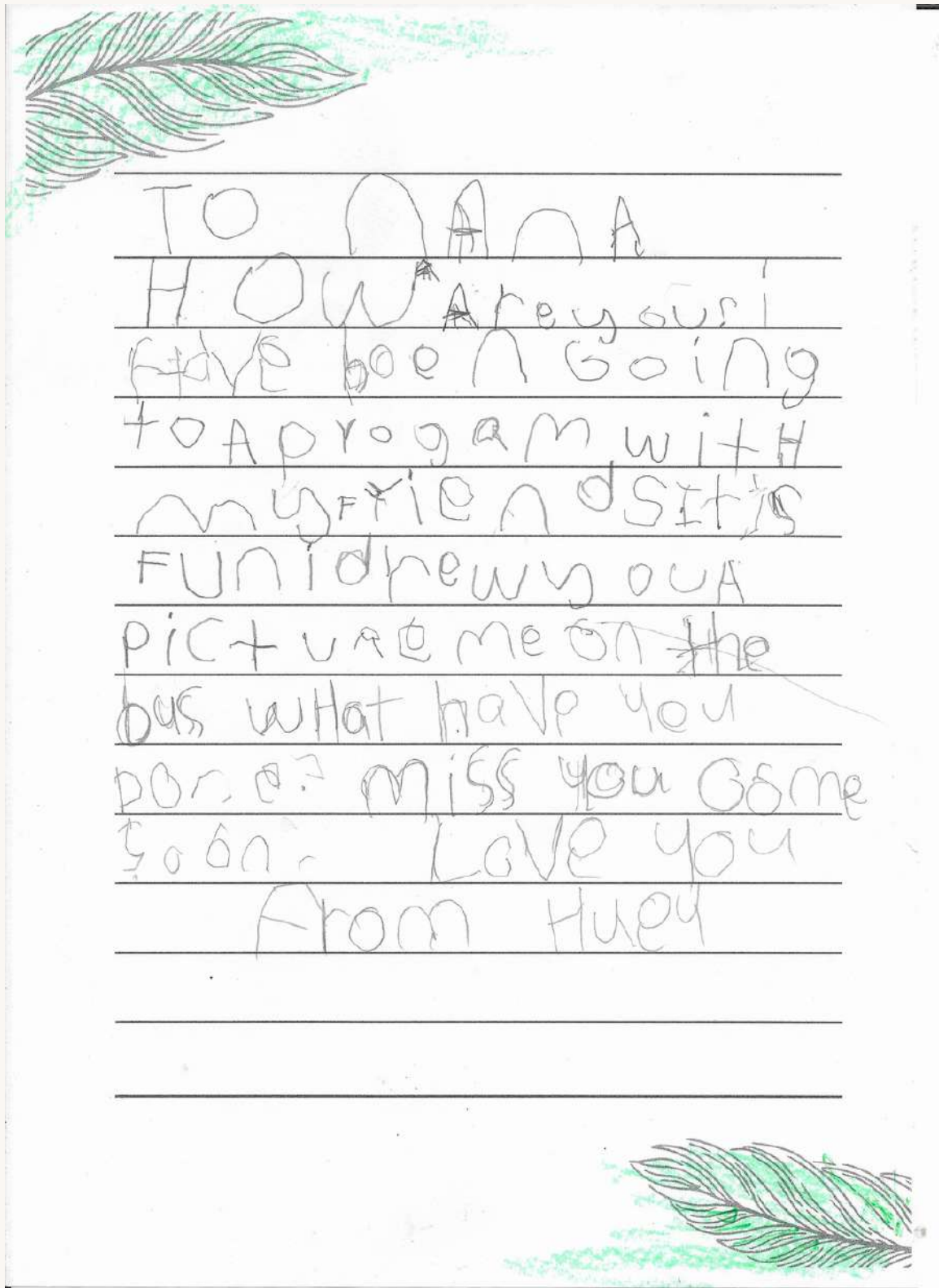


English sample 2 - draft letter



This is huey's draft letter, he wrote to his nanna, he sounded out lots of letters and asked to be reminded of a few letters and words he couldn't remember how to write. He also drew her a picture of him at the school holiday program, we also sent her some pictures. This is huey's 4th letter he sent this year 1 to his cousin and 3 to his nanna, we had open discussions about his "spelling mistakes" and I gave huey hints to what he spelt incorrectly, he was able to figure out most himself with me giving him a few hints. Below in his final copy I can see he took our discussions on board. We will continue to evolve huey's writing skills and eventually work on his punctuation and grammar

English sample 2 - final copy letter



I noticed with huey final copy, he took onboard my feedback, and fixed his spelling/punctuation errors. His pen to paper form is still in early stages so he is all over the place/shaky, huey will continue to work on his writing skills for this upcoming year, we will eventually progress onto correct grammar and punctuation once he masters writing and spelling

Maths sample 1

Huey and his siblings have now setup their own pumpkin stalls twice this year so far, with many more stalls planned when our crops and seedlings are ready. We plan on getting chickens and the kids want to sell the eggs to. Huey was able to learn real hands on maths experiences from calculating weight in kg, rounding to the nearest dollar, pricing , and mental calculating the correct change to give back to his customers,Huey, his brother and sister and myself all worked out together in the kids notebooks, beforehand the weight of each pumpkin by using kitchen scales and we worked out roughly rounding to the nearest dollar ,to price pumpkins at \$4kg, we used our addition/multiplication skills to work it out , they made \$189 on their first stall, selling pumpkins ,getting tips and selling some of my business kids surf hats, they each got to keep \$30, Huey brought pokemon cards with his.Huey and his brother even took some of the last pumpkins left on their second stall they had in their wheel borrow to the main road, and sold them all,it was very cute. they each got another \$30+ dollars each.They plan on having many more stalls when our other produce is ready.

pumpkin stalls were held
on 27 july and 7
september





Huey worked out and had open discussions with his sister, brother and myself the weight of each pumpkin, rounding to the nearest dollar, how much we should sell each cut piece of pumpkin based on \$4/kg, and how we add each kg together as 4, we did many talk throughs and huey was able to understand more about things costing a certain price for a kg worth, also rounding to the nearest dollar, in which he now applies in real life when we go to shops and he reads tags and weighs,



18-8

Huey's Pumpkins

rounding to the nearest kg/\$

Pumpkin	How much they weigh	How much to sell for
1	2.6kg	\$8
2	4kg	\$4
3	0.2kg	\$2
4	1.3kg	\$4
5	1.7kg	\$6
6	2.1 3.1kg	\$12
7	1.1kg	\$4
8	2.1kg	\$8
9	4.4kg	\$16

if they are \$4/kg how much should we sell for?
(round to the nearest kg/\$)

86 TOTAL

Pumpkin	equation	how many kgs
1	$4 \div 4 = 1$	2
2	$4 = 4$	1
3	$4 + 4 + 4 + 4 = 16$	6
4	$4 \div 4 = 1$	1
5	$4 + 1.5 = 6$	1.5
6	$4 + 4 + 4 = 12$	3
7	4	1
8	$4 \div 4$	2
9	$4 \div 4 = 4 + 4$	4

Maths sample 2

In this sample hueys is applying the mental maths we practise on a daily bases to paper, to help him better understand maths symbols and written form maths, huey and I had open discussions on what they meant first , then he was able to work through each one. Huey also uses alot of maths online in his roblox game playing especially adopt me pets.

NAME: _____

HUEY'S MATH CHALLENGE

Challenge	Answer	Challenge	Answer	Challenge	Answer
$23+145=$	168	$25+25=$	50	$3 \times 8 =$	24
$1235+25=$	1260	$8 \times 10 =$	80	how much is 5kg if it is 2kg	10
$2 \times 24 =$	48	round to the nearest \$ 54.23	4.25	20% of 100	20
10% of 51	5.1	how many kg in 5kg and how much if it 8kg	55	$80 \div 10 =$	8
10% of 70	7	divide 25 by 5's	5	$85+45=$	130
$60-15=$	45	$5 \times 30 =$	150	$3 \times 9 =$	27
is $120 > 112$	✓	$3 \times 4 =$	31	how many ml in 1cup	270
20% of 30	6	what is 50% of 80	40	what is this shape?	Octagon
round to the nearest \$ 87.77	87.75	how many min in 1cm?	10	how many sides does a triangle have	3
$64 \div 2 =$	32	how many cm in 1m?	100	how many € make \$1?	100
$12 \div 2 =$	6	is $8412 < 910$	✗	How many hours in 1 day?	20











Maths sample 2

Huey enjoys building and is always measuring when marking out his work using the tape measure, this is a sample of hueys measurements he did on things he found in "nature", he had the tape measure out and started measuring things so I got him to write his measurements down, we discussed both mm and cm, he was able to understand that 10mm = 1 cm , he even started measuring big things and we discussed that there is 100cm in 1 metre and 1000mm in 1 meter. - I discussed and corrected any "errors" with him



26-10

Hueys measurement Chart

Find a object that is in the picture out in nature use your tape measure and measure how big it is in mm and cm.

Object	Measurement in cm	Measurement in mm
	60cm	600
	20 20 20 cm	2200
	94	940
	21	310
	110	1100
	60cm	600
	72	720
	186	1860
	230	2300
	14	140

10mm is the same as 1 cm 1000mm is the same as 1 meter
 100cm is the same as 1 meter

huey loves hands on maths and every day is doing STEM

Science sample 1

Huey loves science and we are frequently discussing mostly life science although we do discuss physical science from time to time, but life science is discussed on a daily basis from in the moment opportunities that arise from our daily life. In this sample we came across caterpillars on our tomato plant. Huey and his siblings collected these, we researched how to make a habitat for them, and after a week or so, they turned themselves into cocoons, one has hatched (we missed this, but still waiting for the other one to emerge as a butterfly), we had lots of open discussions, we had a mini life cycle of a butterfly lesson in which we read together parts out of our usborne butterflies and moth book and discussed these. Huey also reflected on our butterfly life cycle specimen, completed our hands on lifecycle of a butterfly activity with flashcards and done a brief writing (he wasn't interested in the writing aspect) and as we take a natural approach we just stuck more to the hands on open discussion aspects that he enjoyed most. He also did a butterfly art. We have also done a similar study last month with bees as we observed many bees on our cabbage flowers we all had open discussions on pollination and how bees make honey and observed them sticking pollen to their "pollen baskets" we also reflected on the lifecycle with our bee specimen) and huey also created his own fish trap out of a plastic bottle he watched on youtube, he caught some guppies from our creek and we all observed and discussed them for a couple of days in our water plants on our nature shelves.



Name: HUEY Date: 20-9

Bug Facts Handwriting Practice

Did you know that
butterflies taste
with their feet?

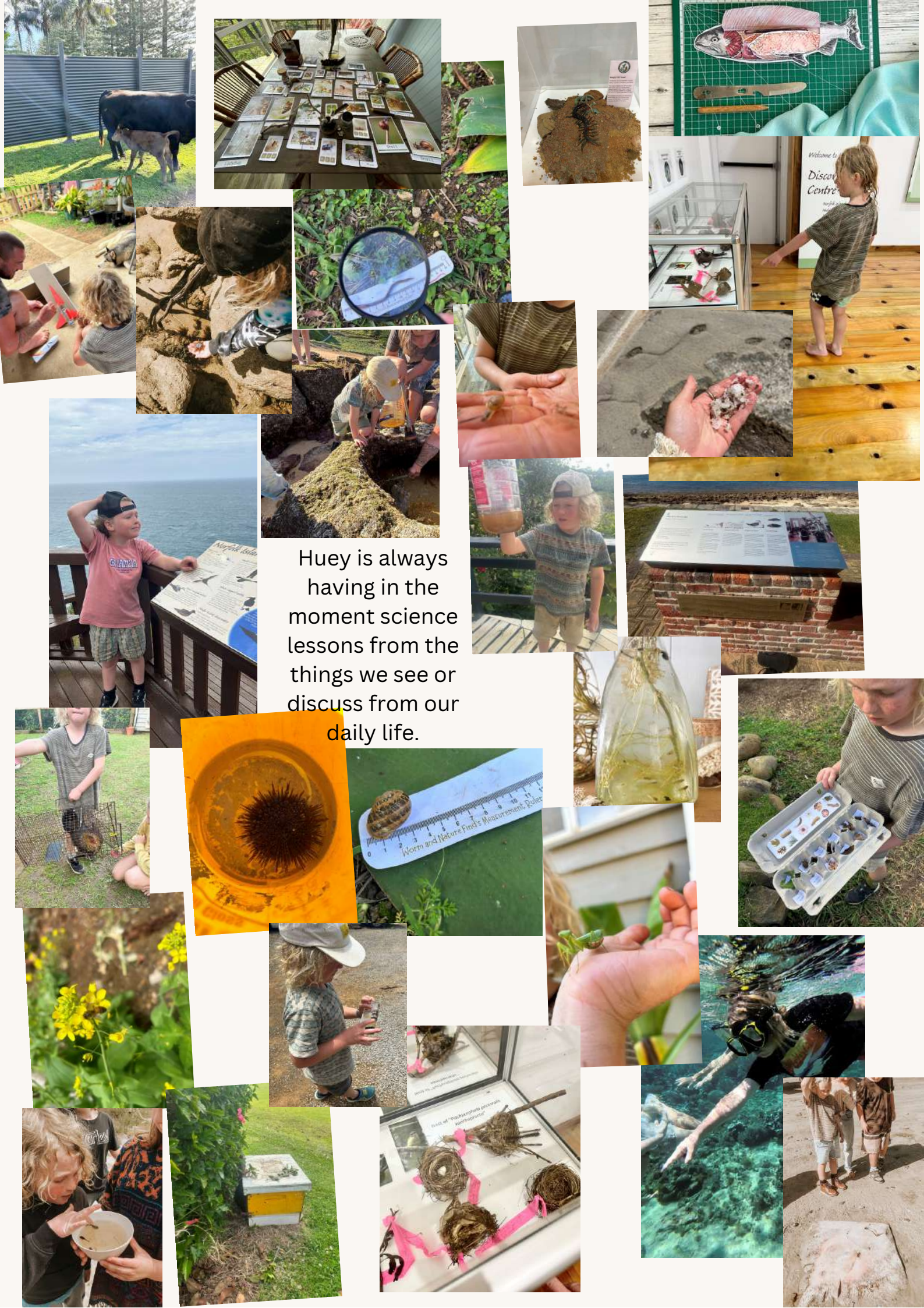
Practice Time!

Did you know that
butterflies taste
with their feet?



20-9





Huey is always having in the moment science lessons from the things we see or discuss from our daily life.

Science sample 2

In this sample huey recorded something he seen or done in nature for the week, in his nature journal I created him, This is a sample from week of 2-10, he has done this a couple times now since, and he will continue to be encouraged to further his nature observations by writing them down in his nature journal for this upcoming year. We had open discussions and on the spot mini lessons by the things he observed from discussing how long a cows tongue is, and how cows enjoy other cows company "they have a close group of 2-3 friends and like to "play", we will always continue this type of "wild-schooling" approach with open conversations and observations together (I always like to do a google search of some fun facts or information we can talk and discuss from his observations/interests)

Week of: 2-10

Weekly Nature Observations

Things I have noticed this week in nature.

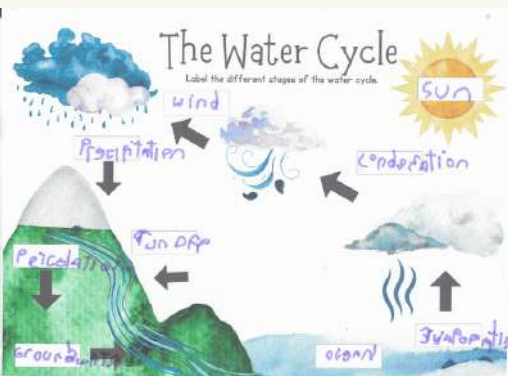
Day	Observation	Note
Mon	Went SW in	Cow 10/18
Tue	fed a cow	band
Wed	bird ^{drinking} bread	
Thu	Go out lunch	
Fri	- in Yucca melon grows	
Sat	hold a CRAB	
Sun	Found a BIRD NEST	

Reflections



Science sample 2

In this sample Huey recorded the weather each day over a week, at the start of this month NOVEMBER using the google website BOM <http://www.bom.gov.au/>, I got him to record the temperature as well. He also recorded the high tide times for each day, as he goes surfing on high tide and wanted to know. We had open discussions on what rain chance% meant, what humidity means as well as he also used his weather app on his iPhone to compare our weather on Norfolk Island to Caves Beach NSW (where his nanna and other family live) each day - we discussed these. Huey and I also discussed the water cycle and reflected on my poster I created, we had open discussions, I am creating a weather unit study soon as well as the different cloud systems that Huey will be able to observe and learn more about weather.



Monthly Weather Tracker ^{Huey}

Month : November NOVEMBER

Season : Spring Spring

MON	TUE	WED	THUR	FRI	SAT	SUN
14.9 - 21.2 5.28mm 	14.5 - 20.3 2.36mm 	19.6 13.6 4.50mm 	15.6 - 20.6 4.20mm 	13.8 20.7 00 3.17mm 	14.8 20.7 3.47mm 	14.8 20.7 3.47mm
15.5 20.5 2.59mm 						

AT WHAT LEVEL ARE THESE SAMPLES TARGET?

As our holistic approach for Huey's education is to learn at his own natural pace, these samples aren't targeted at a "specific age level" - There is no learning expectations, just encouragement, I trust he will learn everything he requires when the time comes. But if i have to put a level to his english skills id say under equivalent for his age,(as our educational philosophy is based on natural learning,reggio emillia and waldorf approach I know he will learn everything he needs at his own pace,just like his older sister and brother have.He will continue to be supported,encouraged and offer every resource and opportunity he seeks.

CONCLUSION

Huey is a very determined learner, he is a very smart and very funny boy,who loves to always have open conversations with me and his father,he loves doing things independently, and always thinks outside the box.Huey has a mind like innovator, a scientist, a engineer, a builder and a mechanic.He loves to have hands on experiences and is always ready to give new things a go. He is always asking questions and chasing his own curiosity and learning a great deal from them,Huey will continue to learn and grow in a place that supports his natural curiosity, allows him time for real hands on active engagement, and shown 100% support and love.

