



# *How to Print our* **INSECT A-Z SPECIES** **FLASH CARDS**

*Its simple but requires some cutting out :)*

Add your A4 size paper to your printer (thick card stock works great for flashcards) next on your printer options you **MUST** choose print both sides (**flip on SHORT edge** ) and the **landscape** option this way when your printer is printing out our cards they will come double sided :) after they are printed out, comes the cutting , simple cut out around the lines to form your flash cards . sorry for this part,this takes around 5-10 minutes

**HOPE YOU ENJOY OUR MINI INSECT UNIT**



[Barefootchild.co](https://www.barefootchild.co)



&




[@embracethewildling](https://www.instagram.com/embracethewildling)




[Barefootchild.info](https://www.barefootchild.info)

Aa



Ant

Cc



Cricket

Bb



Butterfly

Dd



Dragonfly




Ee



Earthworm

Gg



Grasshopper

Ff



Flea

Hh



Honey Bee



Ii




*Insect*

Kk



*Killer Bee*

Jj



*Japanese Beetle*

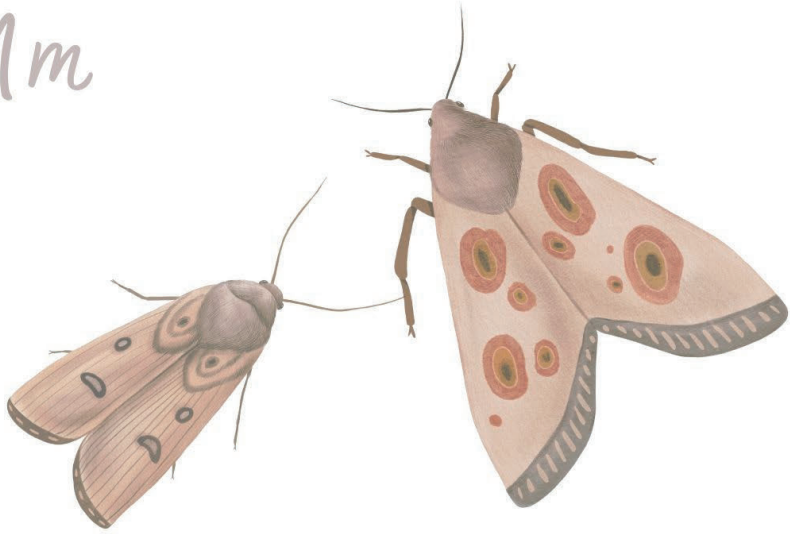
Ll



*Lady Bug*



Mm



Moth

Oo



Orange Sulphur Butterfly

Nn



Nit

Pp




Praying Mantis





Qq



Queen Bee

Ss



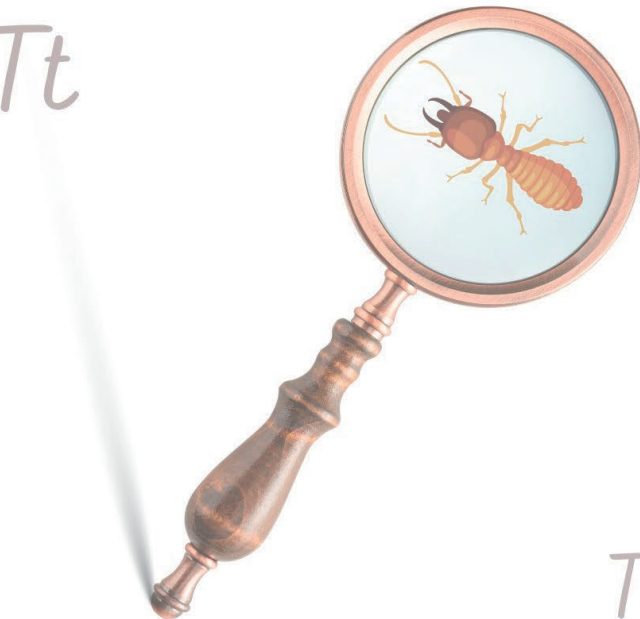
Snail

Rr



Rhinoceros beetle

Tt



Termite



Uu



*Underwing Moth*

Ww



*Wasp*

Vv



*Velvet Ant*

Xx



*Xerces blue butterfly*



Yy



*Yellow Mealworm*

Zz



*Zebra Butterfly*

