

To be printed on A4 size paper, for personal use only.
Use thick cardstock for flashcards for best results, laminate
Each page/activity has directions on them

If sharing please give link back to www.barefootchild.info or tag as on insta
[@embracethewildling](https://www.instagram.com/embracethewildling) . WE WOULD LOVE TO SEE HOW YOU USE OUR PACKS



Christmas activity pack

THANKYOU FOR DOWNLOADING OUR CHRISTMAS PACK.

This pack contains a little over 50 pages of morning basket activities (perfect for years 3-6) aswell as some worksheets/ colouring pages for older children - (6-10)

Included is:

- 2 types of advent calendars for you to use how you choose (we have included a couple of ideas below , on some ways you could use them)
- 12x premade christmas gift tags (perfect for students or your child to add to their handmade gifts OR even use yourself
 - Santa anatomy poster + fill in anatomy worksheet
- 6 count and colour christmas themed early learning flashcards
 - 6x christmas themed worksheets/activities
- 3x size sorting flashcard sets - perfect for morning basket
 - 2x drawing christmas theme worksheets
 - 1x scissor skills activity (cut santas beard)
- 3x early learning maths counting christmas theme worksheets
 - 1x santa letter
 - 4x playdough christmas theme mats
- 4 x christmas puzzles- perfect for morning baskets
- 16 match the word to the picture flashcards-perfect for morning baskets
 - 8x clip the letter flashcards - perfect for morning baskets
 - 1 symmetry drawing worksheet
- 7x christmas mindful mandala colouring pages
- what is christmas, + who is santa flashcard + christmas bookmark
- santa and reindeer food props TIP: punch holes around theme to create mini lacing cards
 - TOY/NOT A TOY SORTING activity game
 - Christmas themed lacing activity





Christmas Advent calendar cards

Below is **2 different styles of Christmas advent calendar cards**,

choose your preferred style

-use these cards how you like

you can even double print to create a christmas memory match
game

or use to create your own advent calendar for this upcoming
month

Some ideas for your advent calendar include

- cut out and stick each month to a little paper bag -add your advent gift inside of each bag/day.
- cut out each flashcard, on the back you can write a little poem or add directions to find their advent “present” like a scavenger hunt.
- cut out each flashcard and add to a sensory bin, get your child to pick the correct date, have a little string attached to the bottom of the correct card that pulls out a “small gift”
- - we would love to see some ideas you come up with, feel free to tag us on our instagram @embracethewildling

1



2



3



4



5



6



7



9



8



10



11



12



13



14



15



16



17



18



19



20



21



22



23



24



MERRY
Christmas



25

1



2



3



4



5



6



7



8



9



10



11



12



13



14



15



16



17



18



19



20



21



22



23



24





Merry Christmas!

Gift Tags

Print on thick card stock , cut out each gift tag you choose, use a hole punch to add a hole and tie to your presents - TIP: These will make a great addition for your class to add to their handmade Christmas presents to take home for their families



*Christmas is here,
have a merry one !*



*Christmas is here,
have a merry one !*



*Christmas is here,
have a merry one !*



*Christmas is here,
have a merry one !*



*Christmas is here,
have a merry one !*



*Christmas is here,
have a merry one !*

Merry Christmas

Gift Tags

Print on thick card stock , cut out each gift tag you choose, use a hole punch to add a hole and tie to your presents - TIP: These will make a great addition for your class to add to their handmade Christmas presents to take home for their families



Merry Christmas



Merry Christmas



Merry Christmas



Merry Christmas



Merry Christmas



Merry Christmas

Santa Anatomy



Santa Anatomy

Cut and paste the labels to the correct parts of Santa.



moustache

boots

gloves

rosy cheeks

hat

belt

coat

beard

Count and Color

Print and laminate , then cut out each card get children to Count the objects and colour the correct number using a marker,wipe clean for multiple use.

	<p>1</p> <p>2</p> <p>3</p>		<p>6</p> <p>7</p> <p>5</p>
	<p>3</p> <p>4</p> <p>5</p>		<p>5</p> <p>6</p> <p>8</p>
	<p>4</p> <p>5</p> <p>6</p>		<p>8</p> <p>9</p> <p>7</p>

Merry Christmas



I am going to:

<i>I am going to:</i>

My wish:

<i>My wish:</i>

Activities I will do:

<i>Activities I will do:</i>

Who is coming:

<i>Who is coming:</i>



Name:

Application to be an elf



Draw you as an elf:

A large, empty rounded rectangle with a thin black border, intended for a child to draw themselves as an elf.

What do you think an elf does?

A large rounded rectangle with a thin black border, containing ten horizontal lines for writing an answer to the question.

Persuade Santa to let you be an elf:

A large rounded rectangle with a thin black border, containing six horizontal lines for writing a persuasive message to Santa.

Name:

Design a new toy



Draw a toy

What will you name it?

How do you use it?



Christmas size sorting

print, cut and get children sorting big to small - small to big



Christmas size sorting

print, cut and get children sorting big to small - small to big



Christmas size sorting

print, cut and get children sorting big to small - small to big





Christmas

acrostic poem

Write an acrostic poem about Christmas:

C	
H	
R	
I	
S	
T	
M	
A	
S	

Evaluate a Toy for Santa



Draw the toy:

Describe the toy:

What age group is it for?


How do you use it?

Where can you get it from?

My rating is...

Santa's Beard Scissor Skills







Color Santa and cut along the lines of his beard



Name: _____

Christmas Counting






How many Christmas elements do you count?
Write the number in the box next to it.

Name:

Christmas Counting



How many Christmas elements do you count?
Write the number in the box next to it.



Name: _____


Christmas Counting

How many Christmas elements do you count?
Write the number in the box next to it.



Christmas Drawings

Can you draw a




Snowflake



Christmas tree

Reindeer



Holly



Christmas Drawings

Can you draw a



Snowman



Present

Bauble



Wreath





Dear Santa,

Hello! Hope you are doing great!

My name is _____

I am _____ years old.

I live in _____

I have been very good this year. I

This year for Christmas I would like

1. _____

2. _____

3. _____

I can't wait for you to visit me this year!

Love from

Name:

A Week as an elf

Be creative and write what you think would happen during a normal week if you were an elf.



On Monday...

On Tuesday...

On Wednesday...

On Thursday...

On Friday...

Decorate the christmas tree

Playdough mat




Decorate the snowman

Playdough mat



Decorate the gift

Playdough mat



Decorate the wreath

Playdough mat



Christmas Puzzle time

Print, laminate, cut and start puzzling



Christmas Puzzle time

Print, laminate, cut and start puzzling



Christmas Puzzle time

Print, laminate, cut and start puzzling



Christmas Puzzle time

Print, laminate, cut and start puzzling



*CHRISTMAS
TREE*



SNOWMAN



PRESENTS



GINGERBREAD



STOCKING



HOLLY



WREATH



SANTA CLAUSE





c

s

g



c

t

s



k

c

t



e

c

g



v

w

m



c

z

s



p

h

c



d





p

g


Christmas

Symmetry drawing

Draw and color the other halves of the pictures below.



Christmas Mindful Coloring Book



Name: _____

Merry Christmas



Happy Holidays



Holly Jolly



HO! HO! HO!



Seasons Greetings



Merry Christmas





What is Christmas?

Christmas is a holiday that is celebrated worldwide, and it's usually observed on the 25th of December every year. It's a festive season that brings people from different cultures and backgrounds together to celebrate the birth of Jesus Christ.

For Christians, Christmas is a celebration of the birth of Jesus Christ, who is believed to be the son of God and the savior of the world. It's a time to reflect on the teachings of Jesus and to show love and kindness to one another, just as Jesus did during his time on earth.

However, Christmas has also become a secular holiday that is celebrated by people of all faiths and beliefs. It's a time for families and friends to come together, exchange gifts, share meals, and create memories.

Overall, Christmas is a holiday that is celebrated for different reasons, but it's a time for spreading joy, love, and kindness to one another.




Who is Santa Clause

Santa Claus, also known as Saint Nicholas, is a beloved figure in Western culture, particularly during the Christmas season. He is often depicted as a jolly, rotund man with a white beard, wearing a red suit trimmed with white fur, and carrying a sack full of gifts for children.

The legend of Santa Claus is derived from the story of Saint Nicholas, a fourth-century Christian bishop known for his kindness and generosity towards the poor. Today, Santa Claus is a symbol of the holiday season, who brings joy, excitement and gifts to children who have been good.



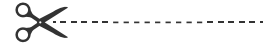
cut out props / pretend play/ leave for santa






TOY SORTING MORNING BASKET GAME :

Directions : cut out toy sacks and photo props of toys/non toys - set the 2 sacks up next to each other - add your cut out images to a basket and see if your child can correctly place the correct image on each sack either its a toy or not.


TIP: for a more hands on game, try using real toys/non toys instead.



toy sorting props : cut out each image



toy sorting props : cut out each image



TOY SORTING MORNING BASKET GAME :

Directions : cut out toy sacks and photo props of toys/non toys - set the 2 sacks up next to each other - add your cut out images to a basket and see if your child can correctly place the correct image on each sack either its a toy or not.

TIP: for a more hands on game, try using real toys/non toys instead.





Lacing activity

Print and laminate then cut out each image, use a hole punch to punch holes around the EDGES of each picture, get your child to LACE STRING THROUGH

Lacing activity

Print and laminate then cut out each image, use a hole punch to punch holes around the EDGES of each picture, get your child to LACE STRING THROUGH

